

RGS/076/2022-23
12th /09/2022

JOSH ROTARY CLUB ACTIVITY

RECYCLING DRIVE

Collection of milk packet

Dear parent,

There will be a drive for Milk Packet Collection as a part of Rotary Club activity ,you all are requested to collect the milk packets and submit it to the class teacher by 23rd September 2022. **(Packets can be sent on daily basis)**.

- **Learning Objectives of the activity:**

- Reuse the plastic bags of essential items for a greener environment.
- Recycling plastic waste materials help reduce the strain on the finite resources of the earth like natural gas, petroleum, coal, wood, and water.
- Students will learn about carrying out simple recycling drives for a better future.
- Create awareness among students about less use of non recyclable items in daily life.
- To inculcate good practice and habits in students.

NOTE :

- ***Packets to be washed and dried before sending it to School .***
- ***Don't cut the corner off of the packet, just make a slit.***
- ***Video link for the practice: <https://fb.watch/fuxq-ksIK0/>***
- ***PFA Picture details in Annexure -1***

Looking forward to the support for the execution of the practice.

Regards

Richa Sharma




Principal



HAPPY LEARNING ADVENTURES



RAGHAV GLOBAL SCHOOL, SS-1, Sector - 122, Noida, UP-201316

 +91-8588944468  contact@rgsnoida.com  www.rgsnoida.com

Annexure -1



THE MILK BAG RECYCLING PROJECT

THE PROBLEM

Plastic milk bags are used daily by millions in Noida. If not disposed responsibly, these pollute the land, water bodies and harm marine life.



DID YOU KNOW?

Every day, over 1.5 crores of plastic milk bags are generated in NCR Region

What happens to the milk bags after collection?

The collected material is sent to licensed recyclers, to start the process of upcycling them into utility items such as bins, buckets and mugs.

THE SOLUTION

The MBR Project creates awareness among the students on

- ✓ Why milk bags should be responsibly disposed
- ✓ How to cut and store them for recycling
- ✓ Instructions on the collection system from buildings
- ✓ How to keep our environment clean.
- ✓ To take small steps to a greener environment

INSTRUCTIONS

- Cut across the bag as shown in the picture



- Do not snip off a corner of the bag
- Rinse the bag lightly to remove the residual milk
- Dry the bag until the water drains out
- Collect the bags and roll them up, secured by a rubber band.
- Store for submission.



The Milk Bag Recycling Project Is an Initiative of
Raghav Global School
Interact Josh Club
Garbage free India



HAPPY LEARNING ADVENTURES



RAGHAV GLOBAL SCHOOL, SS-1, Sector - 122, Noida, UP-201316

+91-8588944468 contact@rgsnoida.com www.rgsnoida.com